


W  
A  
V  
E  
S

# FREAKALICIOUS SAFARI

2009




[ by mark wahl ]

**You must read this SURVIVAL GUIDE  
to attend. There will be a quiz.**

Burning Flipside is a regional art and music festival inspired by Burning Man. It is a place for radical self-expression and an experiment in temporary community building. It is a place of acceptance, inclusivity and respect. It is organized entirely by volunteers. The art and entertainment is created solely by participants. There are no spectators. No cash transactions (except ice sales) are permitted at Flipside. Even bartering is discouraged. There are no concession stands. This is a sincere experiment in creating a gift economy. If you need something, ask for it. If you have it, gift it! There are no garbage cans. Participants pack out their garbage. This is a Leave No Trace event.

Burning Flipside is a blank canvas: expect nothing...bring everything.

## THIS YEAR'S THEME IS "FREAKALICIOUS SAFARI"



[ by cate mulherin ]

**freakalicious** - deliciously sexy, scrumptious, attractive, good-looking, freakily lovely!

Entering the English language in the late 19th century, the word **safari** means "journey" in the Swahili language. Although the word safari came to popular usage in reference to hunting and touring expeditions in Africa, it is now used generally to mean any long or adventurous journey or expedition, e.g. photography safaris, whale-watching safaris, underwater safaris, etc.

**See the wild animals in their natural habitat** - lions, elephants, cheetahs, antelopes, giraffe, zebras, springbok, monkeys, hyenas, birds of prey, gazelles and gorillas. Rhinos, hippos, flamingos and the great wildebeest migration!

**Experience breathtaking scenery** - tour deep river gorges, expansive savannas and explore mysterious jungles!

**Relax with the friendly natives.**

Bring out your inner Tarzan (or Jane), witch doctor or Bomba the Jungle Boy!

Become the Naked Prey and Call Me Bwana on the Road to Zanzibar!

Feel the pulse of the jungle boogie -

**Unleash your true freaky nature!**

# TABLE OF CONTENTS

## POLICIES

(things we all  
need to abide by)

- 4 Leave No Trace
- 4 Access to the Event
- 5 Law Enforcement
- 5 Safety Markers
- 5 Fireworks, Firearms & Fires
- 5 Pets
- 6 Event Boundaries & Trespassing
- 6 Personal Boundaries
- 6 Parking
- 7 Vandalism/Art-Defacement
- 7 Photography & Video

## SAFETY

(the things we all  
need to watch out for)

- 8 Hydration
- 8 Cliffs
- 8 Creek
- 9 Golf Cart Safety
- 9 On/Off Art Cars
- 9 Hazardous Fauna
- 11 Hazardous Flora

ADDITIONAL POLICIES  
(if you are bringing any  
of the following)

- 12 Children
- 12 Sound Systems
- 12 Mutant Vehicles
- 13 RVs
- 13 Burnable Art
- 13 Megaphones
- 14 Broadcasting
- 14 Commercial Media

## SERVICES

(the things you need to  
know are available to  
you)

- 14 Emergency Services
- 14 Fire Department
- 14 Rangers
- 15 PVC
- 15 The Grove
- 15 Portapotties
- 16 Ice

## OTHER INFO

(other things you should  
know before you head  
out to the event)

- 16 What to Bring
- 17 Effigy
- 17 Greeters
- 17 Out-of-Towners
- 18 Other useful info
- 18 Glossary
- 18 BurningFlipside.com
- 19 Map, Directions & Suppliers
- 20 Back-of-the-Ticket Information



[ by brian shaw ]

# POLICIES

## (THE THINGS WE ALL NEED TO ABIDE BY)

### Leave No Trace

Leave No Trace is our elegantly simple and extremely important policy for keeping the site clean: if you bring it in, you're responsible for bringing it out. There are no trash cans at Flipside. Participants are responsible for disposing of their own trash and recycling materials. Anything that does not occur naturally in the Texas Hill Country (including cigarette butts, banana peels, paper waste, glow sticks, peanut shells, glitter, apple cores, etc.) should not be left behind.



[ by mike kline ]

#### Related Tip:

It's a good idea to have separate bags at your camp for glass, aluminum, plastic, wet and dry trash. If you don't want passers-by to use it, locate it more privately. Another good idea is to reduce the amount of packaging by buying in bulk or unpacking things in town before coming out to the event (packing your food in re-sealable containers can cut down on packaging waste and help keep the omnipresent ants out of your snack stash!). Note that one of the best ways to FAIL at Radical Self Reliance is to dump your trash at someone else's camp, along the road or at a local residence or business's dumpster at the end of the event. Information about recycling and local landfills will be available at the event.

### Access to the Event

#### Tickets and Entrance Policy

No one will be allowed into the event without a ticket, signed waiver of liability, and valid ID. If you are bringing minor children, additional documents will be necessary. See page 12 for details. You cannot gain admittance by volunteering. No tickets will be available at the gate. Keep your ticket handy during the event.

#### Eviction

Austin Artistic Reconstruction, LLC, reserves the right to deny entry to the event or to revoke event access at any time for any reason.

#### Gate Hours

Gate hours during the event will be:

- Thursday, Friday & Saturday (May 21-23): 9am – Midnight

(showing up before Thursday is **futile**: you will not be admitted)

- Sunday, May 24: 9am – 6pm

(no one will be admitted after 6pm on Sunday. Greeters need a chance to enjoy the Burn too!)

- Monday, May 25 – All Flipizens must leave the property by 6pm.



[ by rob watling ]

## In & Out Policy

In & Outs at the gate are discouraged but if you need to temporarily leave the event, you'll need to pay \$10 for a reentry pass and you will need that pass + your Flipside ticket + some form of identification when you return. You will need to return during gate hours (listed above).

## Law Enforcement

It is important to remember that while we are creating a temporary community of our own, you must abide by all of the relevant local, state and federal laws that apply to this area. If you see any law enforcement workers at or on the way to/from the event, please be nice to them; they share our interest in having a smooth event without any major incidents. Note that there is a state park near our event that attracts many visitors during Memorial Day weekend, so park rangers and local police may patrol the area to ensure that neither event is disruptive to the other (excessive sound, trespassing, etc.). The event organizers will cooperate fully with the land owner, their representatives, and the authorities.



## Safety Markers

Any intentional removal, destruction, or alteration of the safety lighting, event signs or caution tape (cliffs!) is grounds for removal from the event. Please be cautious when driving around the solar safety lights/rope light and do your very best not to run them over.

## Fireworks, Firearms & Fires

Please remember that fireworks and weapons are prohibited and grounds for immediate eviction from Flipside. Also, do not start ground fires; use burn pits and burn barrels to get your blaze on! If there is a burn ban, no fires will be allowed at all, not even those in burn pits. If you start a fire, DO NOT LEAVE IT UNATTENDED. The venue site has strong and unpredictable winds. Everyone who is planning on using fire, even if it is contained or a tiki torch, must bring a suitably rated fire extinguisher, know how to use it and keep it handy. New burn pits must be approved prior to digging or construction. If you are planning fire activities, contact Safety Area Facilitator, Sarah, at [safety09@burningflipside.com](mailto:safety09@burningflipside.com). If you are a fire spinner, please have a 'safety' at all times. No fire spinning (poi, staffs, meteors, fire breathing, etc) except in designated areas if we are under a burn ban (you can get more information at the Greeter Station as you enter the site).



[ by sstwalley ]

## Pets

NO PETS ALLOWED. Flipside is a stressful, unsettling environment for pets. If you bring an animal to the event, you will not be allowed in the gate. If you hear people talking about 'pets' at the event, they are likely referring to our Pyropolis Emergency Team (PETs). If you require a seeing eye dog or other service animal, you must email the event organizers at [llc@flames.burningflipside.com](mailto:llc@flames.burningflipside.com) prior to the event to secure arrangements.

## Boundaries & Trespassing

Don't cross fences, boundary tapes, and other posted boundaries. The properties adjacent to the event are private land; this includes the properties across the creek. This is the Texas Hill Country: trespassing on other peoples' private property can be very dangerous and illegal, so don't do it. Also, there are natural areas and man-made structures already on the land that have been deemed fragile or unsafe and will be marked as such. DO NOT CROSS THE MARKERS. Violation will get you expelled from the event.



[ by pixelfrenzy ]

## Personal Boundaries

Burning Flipside can be thought of as a social experiment where folks come together to enjoy their art, the gorgeous hill country, and each other to the fullest. There are very few hard and fast rules but two require declaration and elaboration:

1. Respect personal boundaries.
2. Take responsibility for your own experience.

The interplay of these two rules forms a social contract that makes our event a safe place to explore your own boundaries while encouraging respect for each other. A few words about boundaries: Recognize them and then respect them. People have different comfort levels with physical and emotional intimacy. Further, there are lots of people here

who have known each other for years – their boundaries with each other are going to be different than with someone they don't know. Before you assume someone wants a big kiss or a new best friend, ask them. Being direct like this is not a kill-your-buzz obligation. It is expected protocol. So what does all this mean in practical terms? When someone says NO, it means NO. Regardless of what has happened prior to that moment, 'No' is a BIG red light. It also means that cajoling, pleading, or any form of emotional blackmail after that is UNACCEPTABLE.

You must be able to say NO. Be sober enough to be in control. YOU are responsible for your experience. Perceived fear of "confrontation" or "not having someone like you" will only detract from this experience. YOU are in charge of your boundaries and how they get pushed or not. Talk to those around you (or a Ranger) about anything that makes you uncomfortable.



[ by dragon lee ]

## Parking

Parking at Flipside is extremely limited and everyone is encouraged to carpool. There are two main areas and several smaller areas designated for parking. Parking outside of designated areas is not permitted. After being greeted, a parking volunteer will assist you in finding a parking spot. If you need to drop off items, you will be given a temporary "drop off" pass. This does not authorize parking in non-allowed areas such as fire lanes, blocking Burning Flipside

infrastructure, or in any other way impeding the event. Immediately after dropping off your items you must return to the parking areas or you may be towed.

There are reserved designated car camping areas and you may reserve a camping space in these areas prior to the event (watch the Flipside Flame / Website for details). Only vehicles with proper validation will be allowed in these areas, others will be towed.

RVs, trailers and other larger vehicles may be directed to reserved parking areas at the discretion of the parking crew. All parking locations are subject to change based on the turnout, weather and other unknown factors, as required.

Vehicles parked in unauthorized or unlawful areas may be towed at owner's expense.



[ by universal god ]



[ by dr case ]

## Vandalism/Art Defacement

Defacing art or any other property that belongs to others, including the land at Flat Creek, (defined partially as, but not limited to, the actions of altering it or tagging it with paint) is NOT an acceptable exercise in self-expression. Anyone caught defacing any artist's work without that artist's express permission will be subject to both eviction from Flipside and any potential legal charges that the artist may wish to file against the person vandalizing the art or property, with the full support of Austin Artistic Reconstruction, LLC.

## Photography & Video

While 'Freakalicious Safari' may sound like a great event to shoot some freaks with your telephoto lens, remember that not everyone parades their freak flag and many people are sensitive to photos taken of them at the event. Always ask first before you shoot! Burning Flipside is a private event. Redistribution or public display of images, including Internet-based media, requires the explicit consent of all subject parties. An individual may revoke her or his consent at any time.

Anyone with a camera must ask before creating images of other participants to protect their privacy rights. Images may only be taken for personal use and may not be used professionally or for any commercial purpose without prior written approval by Austin Artistic Reconstruction, LLC.



[ by nekkid jim ]

Anyone videotaping for personal use must sign a Personal Use Agreement, which indicates the footage will not be used commercially. ALL motion-capturing cameras must be registered and will receive a specific tag indicating that they will only be used for personal use. This agreement and tag can be obtained from the Greeters or at the Ranger Station. Videographers must ask before creating images of other participants to protect their privacy.

# SAFETY

## (THE THINGS WE ALL NEED TO WATCH OUT FOR)

### Stay Hydrated!

Dehydration is a very serious risk at Flipside due to the typical heat (last year it was over 100 degrees for a good portion of the event). DRINK WATER, lots of it. Drink it every time you think of it. Drink it every time you aren't thinking of it. Drink it knowing that you'll have that much less of a hangover tomorrow morning if you're well saturated with water today. Beer is not a replacement for drinking water. Swimming in the creek is not a replacement for drinking water. Potable water is not available on the land, so make sure to save plenty of space in your car to bring all the water you and your passengers will need (~ 2 gallons/person/day). Feeling uncharacteristically cranky is a typical sign that you're dehydrated.



[ by tkellyphoto ]

Other signs are:

- rapid or sudden weight loss
- increasing thirst
- dry mouth
- weakness or lightheadedness (particularly if worsening on standing)
- darkening of the urine or a decrease in urination (drink enough water to "piss clear")

Seriously, dehydration is a big risk at Flipside so remind others to drink water regularly, and if you see someone that looks like they're parched you might even offer them some as well.

[ by numlok ]

### Cliffs

The cliffs are beautiful and can be tempting to climb by the rock climbers out there. However, this is NOT the weekend for this. No rock climbing is allowed, regardless of your experience. No spelunking either!



### The Creek

This land is blessed with beautiful pools of spring-fed water. Swimming is allowed, although there are NO lifeguards on duty. Swim at your own risk. The hazards of the water are:

- 1) It is quite cold; an evening swim on a cool night could risk hypothermia.
- 2) An uneven, rocky bottom makes walking difficult, and diving risks a broken neck.
- 3) Slippery algae on the rocks make walking hazardous (well-fitting sports sandals are highly recommended).
- 4) There may be snakes in or around the creek. Cottonmouths have been spotted in that area.



[ by electropod ]

Most importantly: DO NOT SWIM ALONE! It typically rains at least once during Flipside, and heavy rain can quickly cause dangerous flash floods. Be alert to weather conditions when around the creek and gullies, and if there is rain or storms in the area, get out of the water and stay above the cliff! Don't camp out below the cliff or in creek-beds. If a sudden rainstorm occurs, you may not have time to get to safety. If you get lost, follow the fence uphill.

## Golf Cart Safety

Many volunteer departments at Flipside use golf carts as official vehicles to conduct the festival smoothly and safely. Many participants also bring their own art golf carts. Personal golf carts must be registered with the Department Of Mutant Vehicles (see the Mutant Vehicles section on page 12 for more details). Golf carts are considered motor vehicles under the law. Unauthorized or unsafe use of any golf cart can result in eviction from the event, liability for property damage, and even criminal charges.



[ by mark wahl ]

## On/Off Art Cars

Many wonderful Art Cars aka Mutant Vehicles can be seen and ridden at the event. If you are bringing such a vehicle, please see the 'Mutant Vehicles' section on page 12. All participants are responsible for interacting safely with Art Cars.

- THOU SHALL NOT — try to get on, impede, or stop a moving mutant vehicle
- THOU SHALL NOT - attempt to run down, jump on, hog-tie and/or flip-off the vehicle or its driver(s) if the mutant vehicle does not stop for you. Instead, you might channel your disappointment and rage into something more creative like a slanderous mambo or vicious interpretive dance.
- THOU SHALL NOT — operate any mutant vehicle and/or its artistic additions (e.g., fire cannons, pants cannons, sounds and light systems, etc.) without permission of its owner(s)/operator(s)
- THOU SHALL NOT — hi-jack, hoodwink or harass the driver whilst they are in command and control of the mutant vehicle
- THOU SHALL — dance around, wave thy arms and ask politely from a safe location to get on a passing mutant vehicle
- THOU SHALL - wait until the mutant vehicle has come to a complete stop and you have the operator's permission before boarding or disembarking from it
- THOU SHALL — help look out for the safety of their fellow passengers, passers-by and other sundry freaks
- THOU SHALL — report any safety issues, violations, and/or problems to the Pyropolis Rangers immediately

Unsafe or unauthorized use of any vehicle can result in eviction from the event, liability for property damage, and even criminal charges.

## Hazardous Fauna

There are plenty of nasty critters in the beautiful Hill Country of Texas. This is not a definitive guide. This is more like a heads up. Keep an eye out and try to avoid these creatures.



[ by babbletrish ]



[ by wackystuff ]

## Fire Ants

Fire ants are prevalent in the area and, pound for pound, the fire ant is the meanest animal to ever walk the face of this great planet. Ants are naturally averse to cinnamon so you might bring some in case you need to chase these pests out of your tent, shoes, car, etc..

## Scorpions

Scorpion stings can be even more painful than their music so take caution when moving rocks as they like to hide in the shade during the day (at night they like to run around and check out art and stuff). Their sting can be deadly to people allergic or particularly sensitive to it. Check shoes, sleeping bags and the bags you pack your gear/stuff into as these are the kind of shady spots they like to chill out in. Scorpions might ride home with you, too! If you are stung by a scorpion, wash the area with soap and water and use an ice cube to dull the pain. If you experience other symptoms, contact PETs.



[ by ammlt ]

## Mosquitos

Mosquitoes are somewhat omnipresent in the Hill Country and can carry diseases. Use bug spray to prevent bites. Treat mosquito bites by cleaning the bite area and rubbing on Benadryl lotion or some other anti-itch lotion. Do not under any circumstances scratch the bite until it bleeds. Bacteria from your nails can exacerbate bites and cause a secondary infection. Staph infections are not hot.

## Rattlesnakes

Rattlesnakes are more afraid of you than you are of them. If you hear a rattle, stop, look around you, and ease away. The rattle is nature's way of saying, "Back off, raver, before I have to get all Chupacabra on your ass."



[ by brutto cello ]

## Mountain Lions

In the odd, though technically possible, chance that you come across a mountain lion during the event, do not turn and run from it. A mountain lion is less likely to attack if it thinks you aren't easy to overcome, so make noise (I know you can all do that) and look intimidating (or at least as intimidating as one can look in glitter and a tutu). Ironically, wildlife tends to hate Jungle music, so the typical hubbub of the event will chase most of these animals away but it's still good to be cautious in the more remote areas of the land.

## Ticks

Ticks live in the long grass near wooded areas and can carry several diseases like Lyme Disease, Typhus, and Rocky Mountain Spotted Fever. The best ways to avoid a tick attack is to use insect repellent but it can also help to wear long pants and a long-sleeved shirt. Improper tick removal can cause infection. If you don't know how to remove a tick, you can ask the PETs for assistance.

## Hazardous Flora

### Poison Ivy

Poison Ivy is a common scourge of the Texas Hill Country. Poison Ivy & Oak have three unique characteristics:

1. There are at least 3 leaves per stem of Poison Ivy and always odd numbers of leaves on each stem. 3 is most common, but can be 5, 7, 11, etc..
2. While leaves are usually a lush green, the stems near leaves are red or mahogany.
3. Unlike other ivy leaves (or leaves in general) Poison Ivy leaves are not uniform in shape. Leaves are approximately alike, but always subtly or severely deformed / asymmetric.

Just one touch can be enough to saddle you with a red stinging rash and weeping blisters that alternately hurt, burn and itch. The poison in Poison Ivy is an oil called urushiol. ALL parts of the plant contain urushiol. When Poison Ivy touches bare skin, you get an allergic reaction in the form of a chemical burn. If you think you have been exposed to Poison Ivy:

- cleanse exposed areas with rubbing alcohol
- wash the exposed areas with water only (no soap yet, since soap can move the urushiol, the oil from the poison ivy that triggers the rash, around your body and actually make the reaction worse)
- take a shower with soap and warm water
- put gloves on and wipe everything you had with you, including shoes, tools, and your clothes, with rubbing alcohol and water.

They also make products specifically to deal with Poison Ivy including Ivy-block, Zanafel, Ivy Cleanse Towelettes and Tecnu Extreme Poison Ivy Scrub.



### Cactus

Be careful of cactus. Wear shoes. Stepping on a cactus spine won't kill you, but it will hurt. Those little spines can fester if not removed immediately. Duct Tape, Tweezers and needle-nosed pliers are your best friends in cactus removal situations.

# ADDITIONAL POLICIES

## (IF YOU ARE BRINGING ANY OF THE FOLLOWING)

### Children

For the protection of minor children and in accordance with Texas law, we require that any minor child attending this event must be accompanied by a person with legal authority to make decisions for that minor child. As such, this person will be required to sign an event waiver of liability for the minor child, including a statement in the waiver that this person has authority to act for such child. Therefore, you will need to bring proper documentation to be able to prove that you have authority to make decisions for the minor child, as well as to sign the event waiver. Such documentation may include a birth certificate, passport, or other official document for the minor and a photo id for the parent.

If you bring your children, you agree to take responsibility for their care, supervision and well-being. There will be activities that may not be suitable for children, or behavior that you may not wish your children to see. Please consider carefully if this is a proper event for your child. Do not expect the community to watch your kids or censor their behavior because there are children present. Carefully read this Survival Guide so that you are aware of the risks of bringing your children to this event and to ensure that you are bringing everything they will need to have a safe and enjoyable event.

### Sound Systems

If you are bringing any large sound system or art piece involving loud sound, you **MUST** pre-register this information with your theme camp registration and you **MUST** be familiar with the Burning Flipside Sound Policy which can be found here: <http://www.burningflipside.com/soundpolicy>. We have some unique sound challenges at Flat Creek Ranch because our property is so close to Pedernales State Park. We want to ensure that we don't impair the experience of those enjoying the park during Memorial Day weekend so that they have no reason to impair ours. Registered Sound Sponsors will be asked to sign a Sound Release Form upon entering the event along with the standard waiver. Mutant vehicles (art cars) that produce sound must also abide by the Sound Policy.



[ by bonobo (derivative of piece by banksy) ]

Contact the Chief Sound Marshall at [chiefsoundmarshall09@burningflipside.com](mailto:chiefsoundmarshall09@burningflipside.com) if you have any questions.

### Mutant Vehicles

As the only non-essential vehicles allowed to cruise the grassy playa, all mutant vehicles owners must 1) register before the event, 2) undergo an on-site inspection, and 3) submit to one-on-one on-site safety interrogation/indoctrination with a DMV Diva before receiving their DMV tags imparting the license to drive during the event. Improper use of a mutant

vehicle can result in the revocation of your DMV license. To register your mutant vehicle you need to contact the DMV lead at [dmv09@burningflipside.com](mailto:dmv09@burningflipside.com).



[ by porn ]

## Recreational Vehicles (RVs)

- \* No in and outs for RVs
- \* Must be parked and left stationary during event
- \* NO hookups available
- \* Must be set back 30 feet from the road
- \* City Planning may ask you to relocate it if it is deemed an obstacle or hazard

## Burnable Art

Burning art is part of our culture at Flipside. In part, it is our symbolic way of celebrating the creating process by demonstrating that we can let go of the creation itself, a way of expressing that we don't dwell forever in what we've done so much as we celebrate what we can do. However, it's very important to note that Flat Creek Ranch is not the playa...we have unique challenges at our event because we're surrounded by dry, flammable land. IF YOU PLAN ON BRINGING ART THAT YOU WANT TO BURN: you must contact Alissa, our Burnable Art Lead, at [burnableart09@burningflipside.com](mailto:burnableart09@burningflipside.com), so she can help you coordinate with 1) the Rangers, 2) our Fire Safety team and 3) our PETs (first aid) team. We'll need to ensure that these teams are available to be at your art if you're going to burn it at the event. Depending on weather conditions, there is no guarantee that we can burn art there at all. That being said, it may be a really good challenge to think of other creative ways to destroy your art that are less reliant on the safety teams and less dependent on the weather. To state the obvious: don't ever throw toxic or dangerous things into any of the fires during the event!



[ by reigh leblanc ]

## Megaphones

We obviously don't want to tell you what you can and can't say at the event, but know that some of the neighbors of Flat Creek are close enough to hear what you say through megaphones or miked PA systems so please try not to bombard them with vulgar or offensive language.

## Broadcasting

If you are planning to set up a low-power FM station at the event, you'll need to contact the event organizers at [llc@flames.burningflipside.com](mailto:llc@flames.burningflipside.com) prior to the event to get approval.

## Commercial Media

Media and Commercial Photographers: Burning Flipside is a private event. The commercial use of photographs, video, film or any other medium taken at Burning Flipside is prohibited without written permission of Austin Artistic Reconstruction, LLC. Approved, professional media will receive a specific camera tag indicating that they have been approved and have been informed of our community expectations for the media.

Additional information on the Burning Flipside media policy is available in the Commercial Media Agreement. For information on requesting permission for the media and commercial photography or video, please visit the Burning Flipside web page at <http://www.burningflipside.com/media>. Anyone encountering a problem with a photographer or videographer should report it to a Ranger. (Note: there are NO comp tickets available for members of the media, and you must provide supplies and shelter for your entire crew.)



# SERVICES

(THE THINGS YOU NEED TO KNOW ARE AVAILABLE TO YOU)

## Emergency Services

The Pyropolis Emergency Team (commonly referred to as 'PETs') provides 24-hour medical support and emergency response for Burning Flipside. Every PET is a certified or licensed medical professional who is trained to treat injuries and, if necessary, work with the Rangers to utilize the 911 system to evacuate patients with potentially life-threatening injuries or medical conditions. If you need a PET, they can be found at Ranger HQ, or contacted via your nearest Ranger or radio-wielding volunteer.

## Pyropolis Fire Department

The Pyropolis Fire Department is made up of trained firefighters. They are located up at the PETs HQ (or wherever the big fire engine is). The fire team can be reached via radio by any of the Rangers around the event. Contact Alissa, the Burnable Art Lead, at [burnableart09@burningflipside.com](mailto:burnableart09@burningflipside.com) prior to the event if you're planning to burn any art at the event.

## Rangers

Radical self-reliance and respect means you are responsible for your own actions. Make sure your actions don't interfere with the enjoyment of the event for others. This includes being respectful of your neighbors, controlling your music

volume and working out disagreements with respect to your differences. Rangers patrol the event and you can reach out to them if you need urgent help or assistance in resolving a conflict. Rangers are all volunteers that have received training to ensure that our event is as safe and smooth as can be.



[ by brian shaw ]

## Pyropolis Volunteer Coordination

Want to help make our city run, but don't have time to volunteer before the event? Allergic to planning and schedules in general? Feeling the sudden need to commune with your inner minion? Mosey on over to PVC, chat, hang out, and find someone who needs your helping hands. There are boundless possibilities to get involved, and meet other Flipizens. Volunteering is a meaningful (and FUN) way to participate in this event, and a great way to find out what sort of volunteering you may want to do for future events. Come help us make Flipside happen! PVC is located in the Grove, on the Upper Field, and will be open daily from mid-morning to dusk.

## The Grove

The Grove is Flipside's Center Camp and it rests beneath the only substantial trees/shade on the upper field. The Grove is near the effigy and is a place of relaxation, music and art and it's a great place to rest, meet your friends or meet NEW friends!

## Port-o-potties

One of the only things you will need at Flipside that is provided for you are port-o-potties. It's in your interest to help keep these clean! It's important to remember that 'if it does not come from your body, do not put it in the potty!' That means that you can put anything you want in there, but you have to eat it first. Putting anything else in there may seem harmless, but it can break the pumps on the trucks that clean those daily and you... do not...want...those trucks...to break.



[ by emily d elliott ]

## Ice

Ice will be sold in two locations along the main road at Flipside. Bags of crushed ice and blocks of ice will be available at both locations.

# OTHER IMPORTANT INFORMATION

## (OTHER THINGS YOU SHOULD KNOW BEFORE YOU HEAD OUT TO THE EVENT)

### What to Bring

Burning Flipside is an exercise in radical self-reliance. You must bring enough food, water and shelter for your party for the duration of your stay. Take responsibility for your own survival and well-being. Do not show up expecting that the community will take care of you. Sharing is a wonderful way to express the love, but expecting it just drains the magic right out of it. Participants arriving with inadequate supplies will not be allowed to enter the event. Following are some recommendations on what to bring:

#### NECESSITIES:

- Two gallons of water per person per day (for drinking, dish and body washing, food preparation, etc.). Keep a bottle of water with you at all times
- Enough food and beverages for your entire party
- First aid kit
- Bedding and shelter of some type (a good camp tent is recommended along w/ sleeping bags)
- Single-ply toilet paper (the port-a-potties only get serviced once a day)
- Garbage bags (at least enough to haul all of your garbage out, plus it's a good idea to bring more to help dispose of 'moop' ['matter out of place'] found around the event)
- Portable ashtrays if you are a smoker (Altoids tins work great)
- All required prescriptions, contact lens supplies, toiletries, etc.
- Flashlights and batteries (headlamps are very useful)
- Sunscreen and sunglasses
- Sturdy footwear
- A cup for beverages (several camps may have drinks to share, but you are expected to supply the container)
- Common sense, an open mind and a positive attitude

#### RECOMMENDATIONS:

- Shade structures, umbrellas, parasols, sheets; things to break the cruel mid-day sun
- Ice chest(s) to store your perishable foods and beverages
- A cooking stove
- Cash for ice sales

- Portable showers (semi-real showers exist at the event site, but they tend to run out of water quickly)
- Earplugs (not everyone is going to want to sleep when you do)
- Insect bite treatment/medication.
- Watertight protective bags (e.g. heavy Ziplocs) for cameras, electronic gear, etc.
- FM Radio – some participants set up micro-power stations, and you might want to tune in
- Blinky lights, toys, trinkets, baubles, magical fabulousness and swell stuff to share with your new friends; anything you think would make things more fun for you & your fellow Flipizens
- Handi-wipes
- Spray bottle (for misting)
- Rope, string, duct tape, zip ties
- Kerosene, beer, sparklers, chocolate, beef jerky, coffee, Pepto

## Effigy

We reserve the right to burn the effigy at any time or not at all depending on weather conditions. The planned burn of the effigy is Sunday evening. Pay attention on-site at the venue for changes to this schedule – event organizers and safety personnel will make the call early in the evening in order to prepare everything and everyone necessary. The effigy is located on top of a plateau which often has high winds, please be aware of this during any burn or fire activities.

## Greeters

The Greeter Station is where the party STARTS!!! This is where you step out of your reality and enter into the one we create together. During high traffic times, the Greeter Station will be split into pods to expedite your Greeting and Parking experience.

### How to be Greeted in 3 easy steps:

1. Arrive at one of the nearest Greeter pods ready for some love!! The Greeters will be super excited to see you! By the way, Greeters love gifts, especially water, booze, and snacks!
2. You'll get out of your car in small groups and the Greeters will go over the highlights of the Survival Guide with you to confirm that you're setting the best expectations and that you have all you need to have a safe week (water, sunscreen, trash bags, food, etc.).
3. After you've been greeted, Parking will take over and you'll be shown the areas where to park and they will send you on your merry way.

## Out-of-Towners

If you are coming from out of town and have questions, please contact our Regional Outreach Lead at [regionalloutreach09@burningflipside.com](mailto:regionalloutreach09@burningflipside.com)

## Other Excellent Things to Remember

- Bring drinks in crushable aluminum cans instead of heavy/breakable glass. Better yet, get a keg for your camp and bring one cup per person.
- Leave excess packaging at home: buy bulk, consolidate individual packages into Ziplocs or Tupperware, use reusable/collapsible water cans instead of disposable jugs.
- Bring at least two extra trash bags more than you will need for your camp's trash and recycling.
- Never let it hit the ground. Be an Earth Guardian for your camp and make sure things are kept tidy.
- Plan to spend two hours before leaving combing through communal areas for litter.

## Glossary

**LLC** - This is the Austin Artistic Reconstruction, LLC (limited liability company) group that is responsible for the event.

**Combustion Chamber ('CC')** - This is a diverse group of volunteer representatives from the community that advises the LLC.

**Area Facilitators ('AF's')** - AF's are volunteers that manage teams of leads and are responsible for broad areas of the event.

**Leads** - Leads are volunteers that manage specific functions for the event. Many leads also manage teams of other volunteers.

**MOOP** - Matter out of place. This is the common term for crap you find on the ground that doesn't belong there.

**PETs** - Pyropolis Emergency Team. This is the on-site medical emergency team.

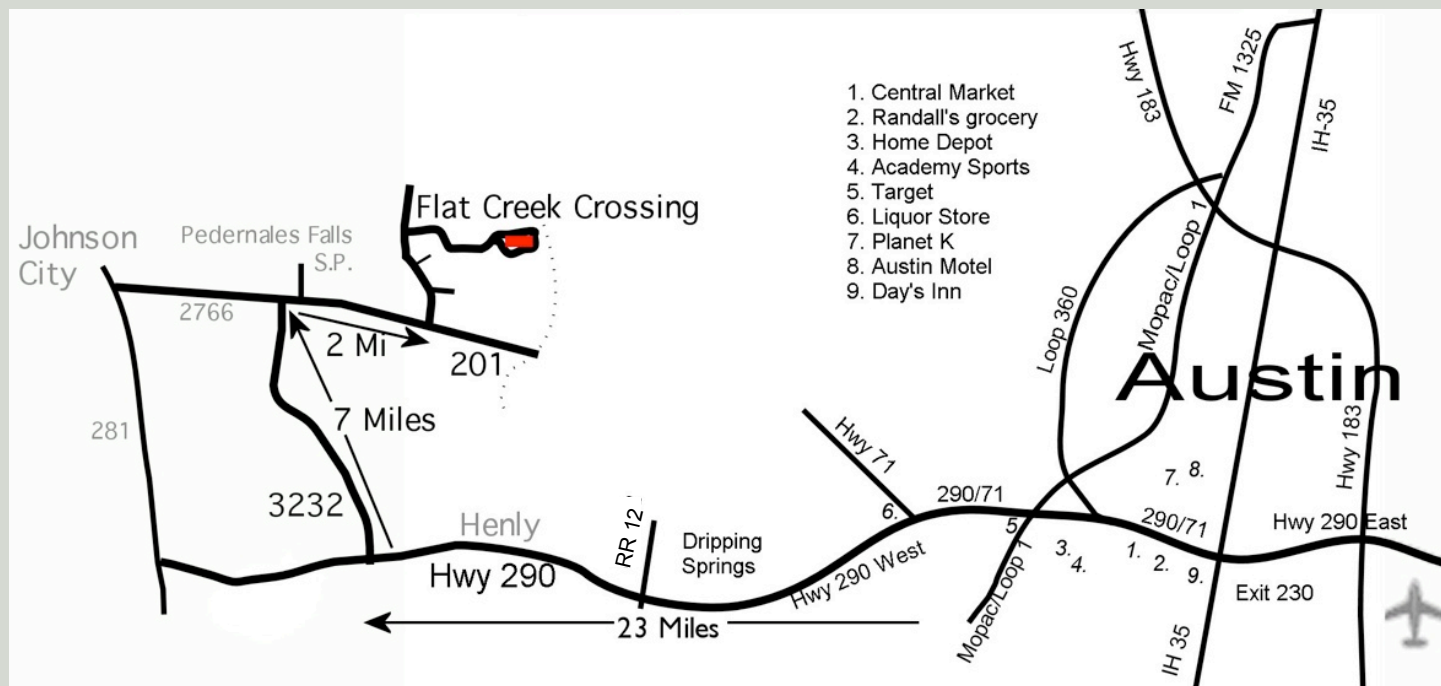
**Mutant Vehicles** - Art cars.

**DMV** - Department of Mutant Vehicles. This is the team that handles the registration of mutant vehicles for the event.

## **[www.BurningFlipside.com](http://www.BurningFlipside.com)**

For additional information about the event and how to get involved as well as contact information for all of the Area Facilitators and leads visit [www.burningflipside.com](http://www.burningflipside.com).

## Map, Directions & Local Supplier List



### FROM DOWNTOWN

- ★ Proceed south on I-35.
- ★ Take exit 230 (230a from the south, 230b from the north) onto westbound route 290/71 (the Ben White exit).
- ★ Continue west on 290 for approximately 31 miles, through the towns of Dripping Springs and Henly.
- ★ A mile past Henly, turn right on Highway 3232. There is a small brown sign pointing to "Pedernales Falls State Park" here.
- ★ Continue down 3232 for 7 miles, until it ends at a T.
- ★ Turn right onto CR 201.
- ★ The entrance to Pedernales State Park will be on the left - do not turn into the park.
- ★ Continue on CR 201 for 2 miles.
- ★ Turn left at the large wood ground sign for "Flat Creek Crossing".
- ★ Continue down this road until you encounter the gate.

### FROM THE AIRPORT

- ★ Go West on Highway 71.
- ★ When 71 crosses I-35, it will turn into 290.
- ★ Follow the rest of the above directions.

### SUPPLIES & LODGING

1. Central Market Westgate (yummy, gourmet foodstuffs, vitamins and herbs): 4477 S. Lamar Blvd., 512/899-4300 (right off of 290/71) Hours 9am-9pm.
2. Randall's (garden-variety grocery): 2025 Ben White, 512/443-3083 Hours: 7am-12pm, 6am-Midnight
3. Home Depot and Lowe's Hardware (construction supplies) Home Depot 1200 Home Depot Rd. 512/892-3035 (left on Brodie off of 290/71) Hours: M-F 6am-11pm, Sun. 8am-9pm. Go one block past the Home Depot to get to the Lowe's.
4. Academy (sporting goods, camping equipment): 5400 Brodie Ln #100, 512/891-4240 Hours 8:30am-9:00pm
5. Target (clothing & equipment): 2300 W. Ben White 5300 S Mo-Pac Expy, Austin, 512/445-2266 M-S 8am-10pm, Sun 8am-9pm
6. The Liquor Stop 7010 West Highway 71, 512/288-6898
7. Planet K (tobacco supplies): 1516 S. Lamar Blvd., 512/443-2292 Hours M-S 10am-Midnight, Sunday 12pm-Midnight.
8. Austin Motel (beautiful, older motel, fairly reasonable): 1220 S. Congress 512/441-1157
9. Days Inn (just like the rest of them): 4220 S. IH 35, 1-800-329-7466, locally 512/441-9242

You voluntarily assume any risk of serious injury or death by attending.

You must bring enough food, water, shelter and first aid to survive a five-day weekend in the Texas Hill Country. The event is on very rugged land. Proper footwear and personal lighting are essential. You may encounter venomous snakes and insects, wild animals, cactus spines and cliffs. Extreme heat and flash flood conditions are possible. Be Aware.

Vending, firearms, fireworks, rockets and all other explosives prohibited. Commercial use of images taken at Burning Flipside is prohibited without prior written consent of Austin Artistic Reconstruction, LLC.

You agree to abide by all rules in this Survival Guide. This is not a consumer event. Leave nothing behind when you leave the site.

No Vending

No Pets

No Spectators

Leave No Trace

Austin Artistic Reconstruction, LLC, reserves the right to deny entry to the event or to revoke event access at any time.

Tickets are Non-Refundable

**To learn more about Flipside 2009 and how you can get involved, visit [www.burningflipside.com](http://www.burningflipside.com) and check out the [Flipside Flame](#) newsletter as new issues become available.**

